

March 17, 2006

Savvy

FOR HER

Hot
lip tips

Plus:

frocked up, hot
looks for Autumn,
food & wine and
our Savvy stars

Who among us wouldn't like a perfect pout? Sadly it's not a perfect world but it is a modern world and there are ways and means . . . **francine pullman** discovers no pain, all gain lip tips



lip service

princesses of pout

Angelina Jolie - doesn't need any assistance



Jessica Simpson — keeps hers glossy and natural



Kelly Osbourne - not afraid to use rich reds



You thought it was your smile that melted his heart but truth is your pouty luscious lips sucked him in much more.

A well proportioned set is a prize asset and it's the most visible erogenous zone. No wonder lipstick is in every savvy girl's handbag.

But Dana Zolli from Bellanova Skin and Makeup Studio said a whole generation had grown up without ever using more than a lipgloss.

"I went to a beauty seminar down south last week and the man from Napoleon said lipstick was set to make a big comeback. He said women should realise there was nothing more sexy to a man than watching a beautiful woman applying her lipstick."

In fact science studies have been devoted to showing that a good set of lips can make an attractive face even better and entice all but a monk to deviously seductive thoughts.

For some of us, luscious kissable lips is simply a stroke of genetic luck. For the rest of us there's shameless enhancement.

So if you are not gifted with the perfect pout like Angelina Jolie, how do you get one?

We checked with a number of sources to

find you some solutions.

Lip tips:

Flaky lips: Chapped lips are a big turnoff in the kissing department. To combat this problem, apart from paying attention to your diet, Dana said you should lightly buff lips with a baby toothbrush every night. Then moisturise with a lip balm. If you don't have one handy, use your eyecream, especially if your concern is fine lines and wrinkles around the mouth.

Making lips appear fuller: Nothing can fix really thin lips of course but Dana said to make any lips look fuller the right makeup and application was needed.

start with a concealer and apply all over lips. This will give your lippy some extra staying power.

Next apply a slightly irridenscent shade of lip colour using a brush. Avoid matte finish or really dark colours which make lips look thinner.

Next take a lip pencil in same shade and outline lips. Do not be tempted to go too far past the edge, it looks silly. Next use a finger to blend the edges. Finally, add a dab of clear or tinted gloss to the centre of your bottom lip.

Getting that kissable look:

Again start with a concealer.

Next choose a sheer lipstick or gloss that lets your natural colour show through. Apply directly. Blend into lips and along your lipline with fingertip.

Next blot by lightly kissing the back of your hand. This gets rid of excess and reduces sheen.

Then smack your lips together one last time to even out the colour. Voila, kissable lips - your own natural colour with a bit of a kick.

Types of lip products

Stain Try a stain for that subtle look. It's kind of like the stain you get from sucking a red popsicle. Layer lip balm over it if you want shine.

Matte Long lasting colour is a matte finish but it can also be drying on your lips. Go for a semi-matte. Just remember the creamier it is, the more it rubs off on the one you kiss.

Shimmer Perfect for the evening look.

Gloss Great for layering over lipstick or wear alone just to make your lips look fuller. Great for nights of passion as lip gloss will come off but wont leave stains on him.

Pencil This is the best way to keep colour within the lines, reducing the feathering look. For the most natural appeal, apply after colouring, then blend.

Lip plumping creams

There are now plenty of these on the market. They work by increasing the blood flow to the region and also give you the nude look of lip gloss unless you choose to also use lipstick.

Plumped lips can burn or tingle and they do take on a flush however I'm told lip plumping gels and creams work well, if you don't mind the idea of applying magic goo.


Lip plumping devices

Luscious Lips is the latest and greatest alternative to gooey creams and collagen implants. With no chemicals or invasive procedures, you can make your lips grow plumper simply by applying suction.

Like eyelash curlers, though, it needs to be used as needed however results improve over time. The Luscious Lips device is affordable (look for it on the net) and easy to use, though you may resemble a duck while using it.

Be warned though, use it in private as laughing renders it useless.

It lends a whole new slant to the term sucking face, doesn't you think? But you do get poutier lips without the expense of collagen implants or using nasty chemicals.



Cheree Glolti from Bellanova perfects model Rachel Moody's lips photo: evan morgan em367083

Savvy product tests



Collagen Effect Full Volume Liquid Lipcolour: This lipstick from Rimmel is one of the new breed of lip glosses that use sensory stimulating ingredients that tingle on application, giving a feeling of fullness.

Whether that feeling actually translates into a poutier pout I'm not sure, but the stimulation is said to boost microcirculation, which helps collagen synthesis and increases the lips' capacity to hold moisture. The high-shine lip colour (with a precision brush applicator) has a lovely finish — the high gloss emphasising the pout you have — and feels smooth and moisturising on the lips. Because you're more aware of your lips they certainly feel more prominent — christy vena.

Luscious Lips lip plumper:

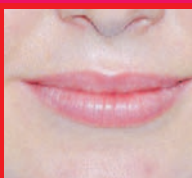
Almost a fashion accessory, fuller, more luscious lips look more sensual, more kissable, more desirable. Every girl wants them. Every fella wants to kiss them.

Luscious Lips is a small hand-held device (for under \$100) that uses suction to increase lip size quickly and easily.

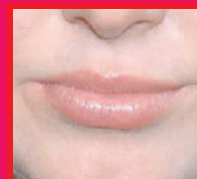
The result is a perfectly natural looking plump pout that stays that way for hours. We gave Luscious Lips to

Megan Mazlin who loved it. After two weeks of use, she was keen to keep Luscious Lips in her handbag because it really worked. "Ok I was a little sceptical at first, but it actually works," she said. "I have always thought having luscious lips would change the appearance of my face and I have to agree. The focus totally went from my eyes to my smile and my lips." "At first when I saw the contraption I was thinking what did I get myself in for? However the process was extremely simple and you can use it as much it as little as you like." "The effects are immediate. The more you do it the better the results."

For further information you can e-mail: info@vortexhealth.co.uk or log on to www.lusciouslips.ukhq.co.uk



Before



After Luscious Lips



Lip Enhancer Contour Cream:

I'll swear by the Dr LeWinn's Private Formula Lip Enhancer Contour Cream. At first I thought it was just conditioning the skin, but I've been using it every day and my mouth is definitely in better shape. In fact, at one stage I overused it about five or six times a day and ended up with an Angelina Jolie beestung effect. A bit overboard, although my partner loved it. I've been a bit more restrained since then - karla pincott



Jana Peterson em367142



Victoria Fenton em367165



Rachel Moody em367160



Rebecca Hobbs em367169



Bianca Haigh em367114

Lifestyle exposé

At last weekend's Lifestyle Expo some of Townsville's most popular models took to the catwalk - seen here in hats and fascinators by Two Mad Hatters and lingerie by Shona's Lingerie

